



**TVET CURRICULUM DEVELOPMENT, ASSESSMENT AND CERTIFICATION
COUNCIL (TVET CDACC)**

Qualification Code : 071606T4MCT
Qualification : Mechatronics Technician Level 6
Unit Code : ENG/OS/MC/CC/01/6
Unit of Competency : Prepare and Interpret Technical Drawing

PRACTICAL ASSESSMENT ASSESSOR'S GUIDE

INSTRUCTIONS TO THE ASSESSOR

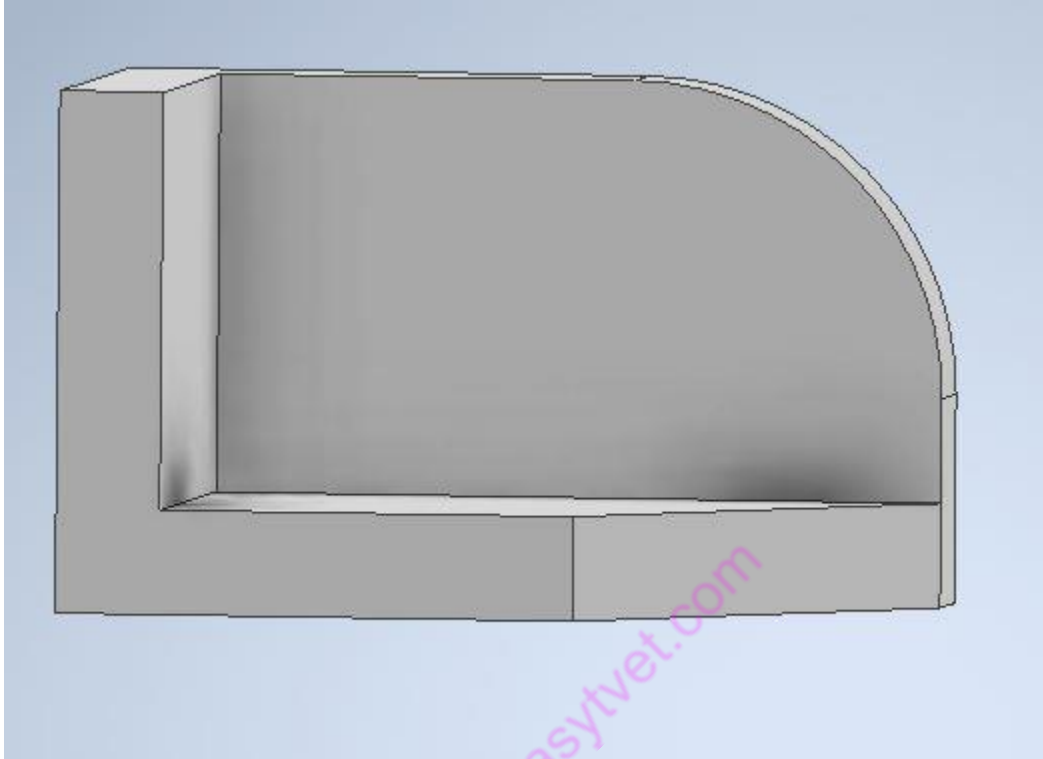
The candidate is required to:

- Use CAD software to attempt all the questions in this section.
- Use CAD software to attempt all the questions.
- Burn the drawing to the discs provided
- Print the pdf document of their drawings

The following resources will be provided for the tasks:

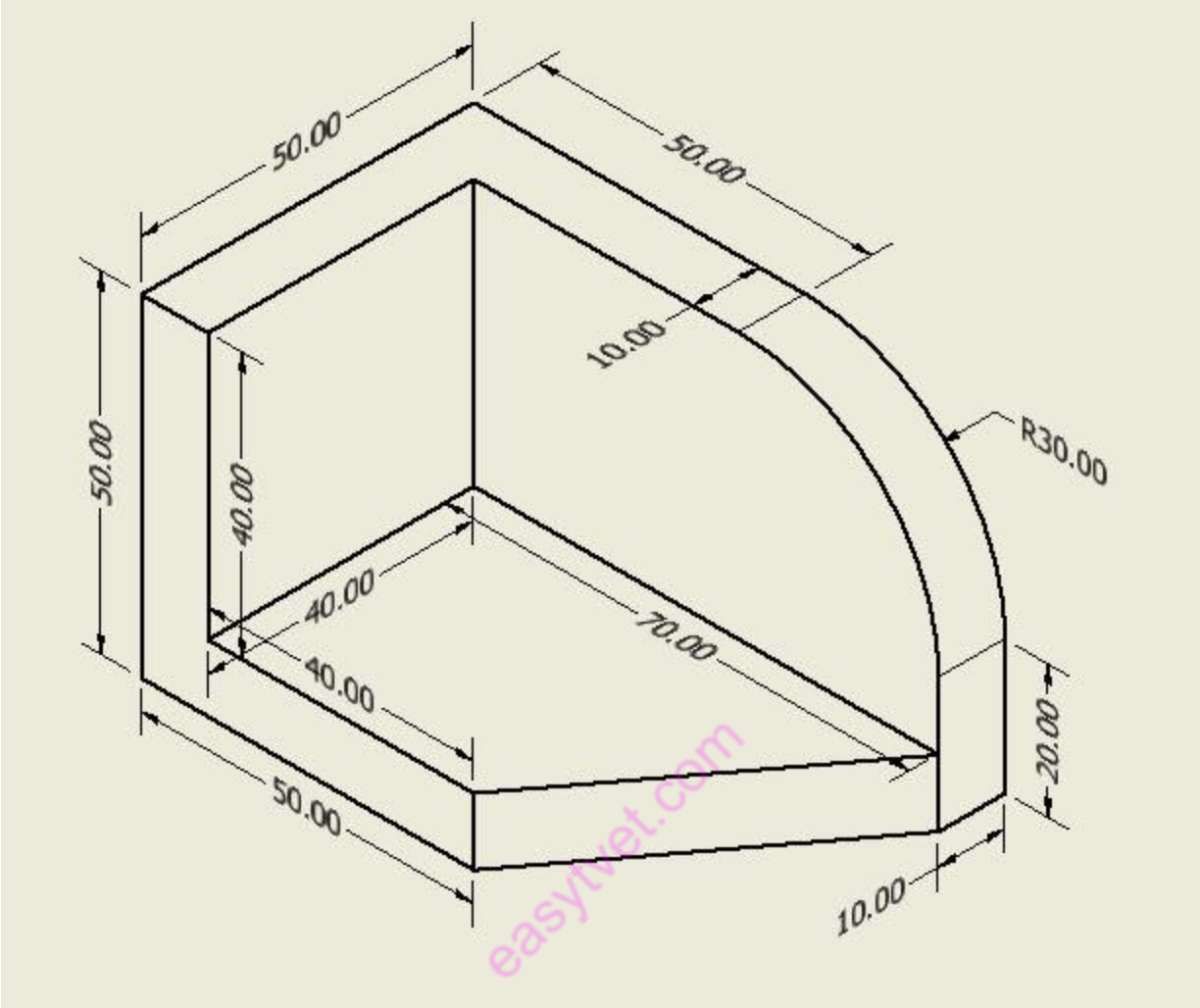
- Permanent marker
- Empty Rewritable Compact Discs (R-CD)
- Desktop or Laptop computer installed with CAD software
- A4 Printing papers
- Printer that can print in colour

1. The figure below shows the views of a metallic bracket in third angle. Draw the isometric view of the bracket. Include 5 major dimensions (20 marks).



This is the expected drawing that will be burnt to the disc.

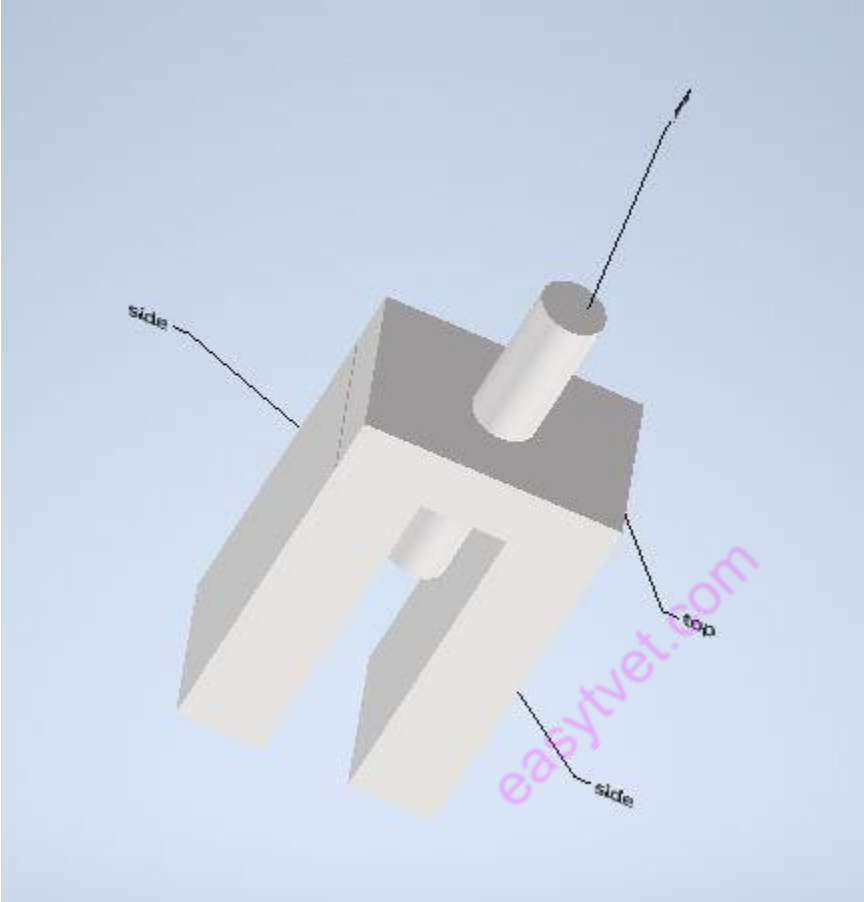
Award 10 marks for the drawing, and the ability to burn it to the disc (burning to be done by the student).



This is what is expected on the pdf print out

10 marks to be awarded for the dimensioning, title block and the print out (printing to be done by the student)

2. The figures below show parts of a certain component. Draw an assembly of the parts. (30 marks)



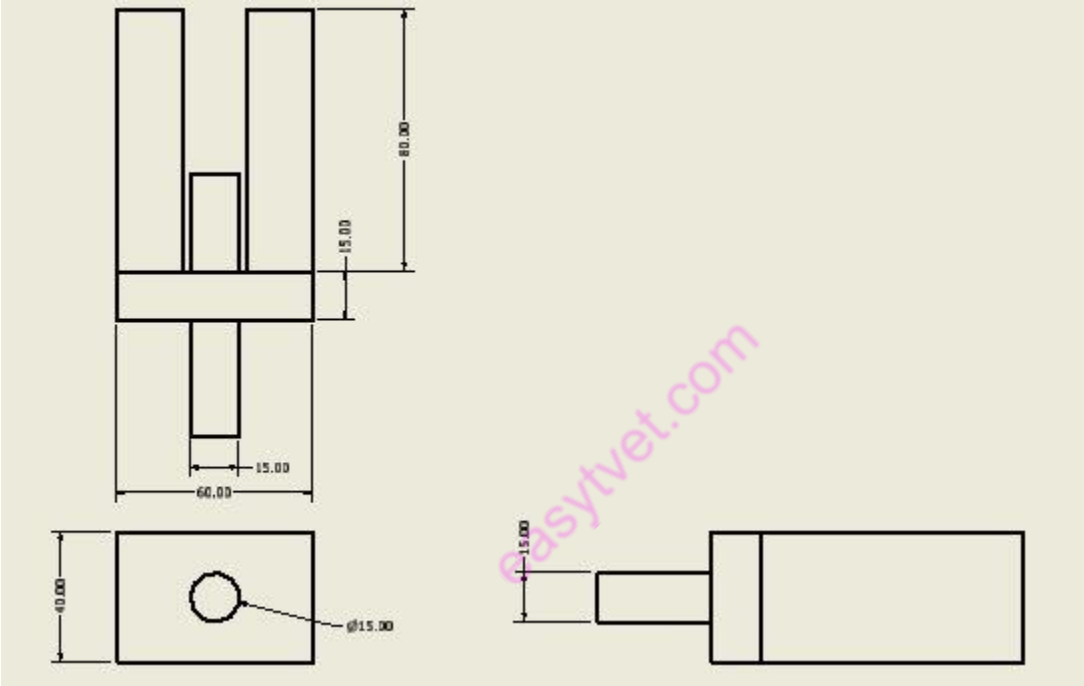
This is the expected drawing that will be burnt to the disc.

Award 10 marks for the assembled drawing, and the ability to burn it to the disc (burning to be done by the student).

Award 5 marks for the drawing of parts

Award 5 marks for the parts' list

Part number	Part name
1	Peg/ pin
2	Side block
3	Top block



This is what is expected on the pdf print out

10 marks to be awarded for the dimensioning, title block and the print out (printing to be done by the student)